



Project | Catalog # | Prepared by | Notes | Order # | Date

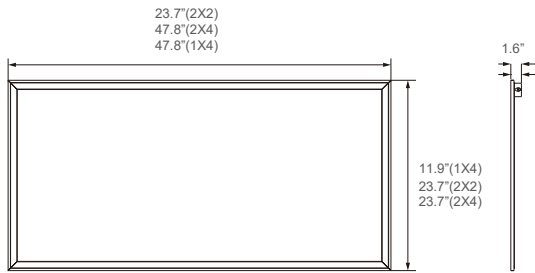
# LED Flat Back-Lit Panel

2X2/1X4/1X4 WATTAGE ADJUSTABLE 3CCT BACK-LIT LED PANEL LIGHT

## DESCRIPTION

The LED Edge-Lit Panel Light comes with selectable CCT and lumen so you can choose the most suitable color temperature and brightness for your different applications. Also the wattage of the fixture is adjustable which will make the light more energy saving.

The LED Edge-Lit Panel Light is easy mounting with provided hardware, excellent for use in offices, schools, showrooms, health care facilities, kitchens, workshops and retail stores.



## DIMENSION

| Type         | 1X4  | 2X2  | 2X4  |
|--------------|------|------|------|
| Length(Inch) | 47.8 | 23.7 | 47.8 |
| Wight(Inch)  | 11.9 | 23.7 | 23.7 |
| Height(Inch) | 1.6  | 1.6  | 1.6  |
| Weight(LB)   | 4.95 | 4.75 | 8.58 |

| Series   | HT-US-SDPLS-14/277-8403-1351 | HT-US-SDPLS-22/277-8403-1351 | HT-US-SDPLS-24/277-8503-1351 |
|----------|------------------------------|------------------------------|------------------------------|
| CRI      | 80                           | 80                           | 80                           |
| Power    | 20/30/40W                    | 20/30/40W                    | 30/40/50W                    |
| CCT      | 3500K-4000K-5000K            | 3500K-4000K-5000K            | 3500K-4000K-5000K            |
| Lumens   | 2200/3300/4400LM             | 2200/3300/4400LM             | 3300/4400/5500LM             |
| Efficacy | 110LM/W                      | 110LM/W                      | 110LM/W                      |
| Dimmable | 0-10V                        | 0-10V                        | 0-10V                        |





## SPECIFICATION FEATURES

### 3CCT

• Select color temperature from 3500K natural white, 4000K cool white, or 5000K daylight for your environment.

### 3 ADJUSTABLE INPUT WATTAGE

• Wattage can be switch to 20W, 30W and 40W to save energy cost.

### CONSTRUCTION & OPTICS

- Unit includes aluminum housing, LED array, lens and mounting hooks
- High quality PC lens.
- Efficiency LED array.
- Diffuse for uniform illumination.
- CRI 80
- † Optional PMMA lens available.

### DRIVER

- 120-277V universal input voltage.
- 0-10V smooth flicker free dimmable.

### MOUNTING

Designed for mounting directly on the drop ceiling  
† Optional mounting kits are available to accommodate suspended, surface and recessed installation into non-drop ceilings.

### COMPLIANCE/CERTIFICATION

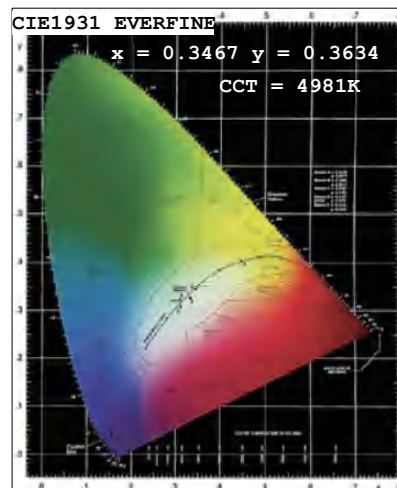
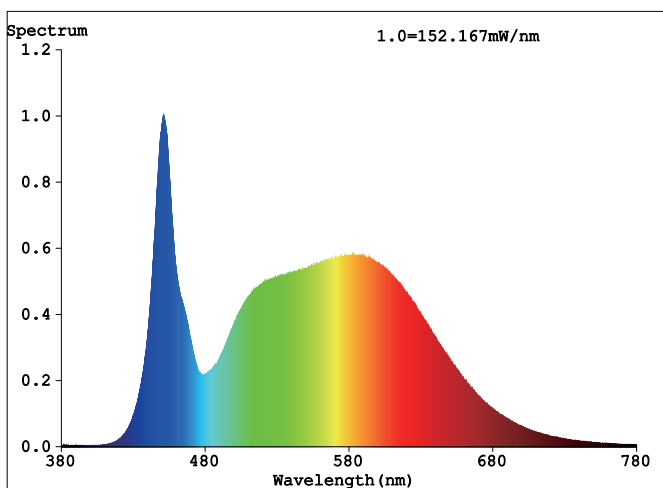
- DLC listed.
- UL certified.
- EMI/RFI emissions per FCC 47CFR Part 15B.
- RoHS compliant, contains no mercury or lead.
- Suitable for wet locations.

### WARRANTY

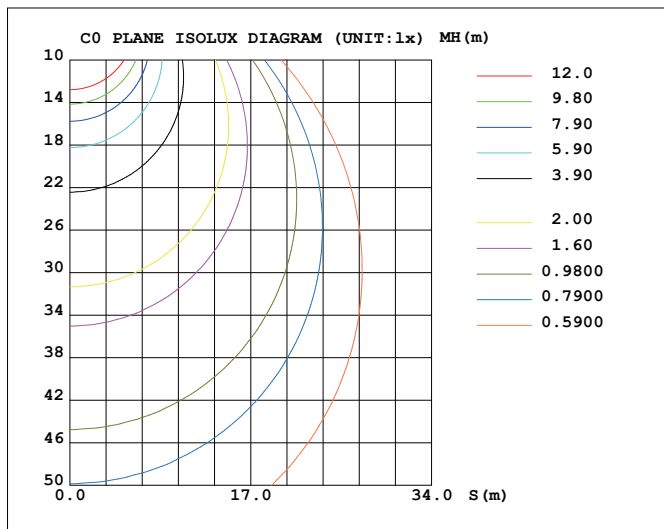
5 years manufacturer warranty, consult [support@runbisonlighting.com](mailto:support@runbisonlighting.com) for more details.  
\* Terms and conditions may apply.



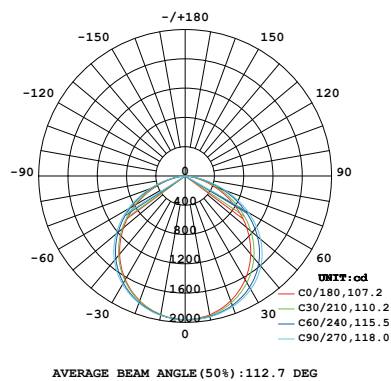
## PHOTOMETRY



## PHOTOMETRY



**LUMINOUS INTENSITY DISTRIBUTION DIAGRAM**



## WARRANTY

This product is warranted for 5 years from the date of purchase. If this product does not perform to the specifications supplied on this package, send an email to [support@runbisonlighting.com](mailto:support@runbisonlighting.com) for product return and replacement. This replacement is the sole remedy available. Liability for incidental or consequential damage is expressly excluded.