



Project | Catalog # | Prepared by | Notes | Order # | Date

LED Landscape Hardscape Light Series

5CCT LED Low Voltage Landscape Hardscape Light



DESCRIPTION

This LED Landscape Lighting is solution for Outdoor lighting, LED technology means no bulbs to replace making the light virtually maintenance free. The high CRI of 90+ lets this low voltage Landscape Bullet Spot Light bring out the natural color of objects. Rugged aluminum housing with corrosion resistance & heat dissipation. IP65 rating brings better waterproof performance, best choice for outdoor wet locations, resistant to damage of heavy rains. With 50,000hrs long lifespan and backed by a 5-year warranty, these landscaping spot lights can be connected several packs of the products or other kinds of lawn lamps satisfy more requirements.




17578 Rowland St., City of Industry, CA 91748

Email: support@runbisonlighting.com



LED Landscape Hardscape Light Series

5CCT LED Low Voltage Landscape Hardscape Light



SPECIFICATION FEATURES

5CCT

- Select color temperature from 2700K warm white, 3000K soft white, 3500K natural white, 4000K cool white, or 5000K daylight for your environment.

CONSTRUCTION

- Durable die-cast aluminum all weather construction with tempered frosted lens for outdoor use.
- Stainless steel mounting bracket.
- 180° Rotatable to fits more applications.

FINISH

- Coated with Oil Rubbed Bronze finish perfect for corrosion resistance.

AMBIENT TEMP

- -20°C -40°C

PARAMETERS

- AC/DC 12V/24V low output voltage
- Compatible with a 12V transformer, the transformer is not included.

WARRANTY

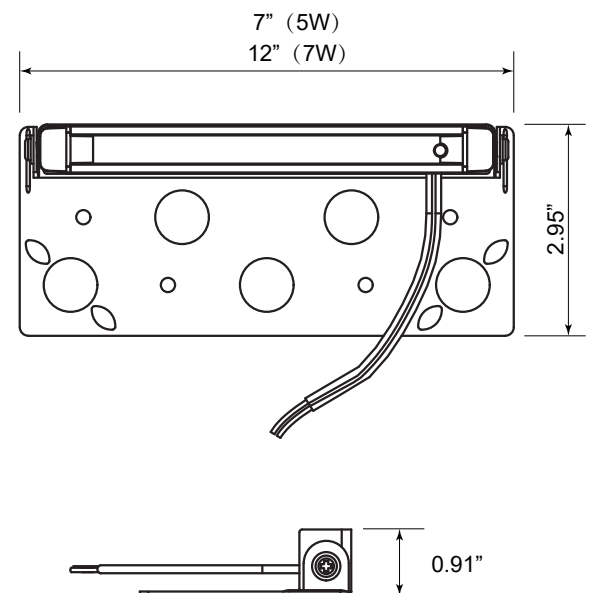
- 5-year warranty

CERTIFICATION

- ETL/FCC Listed

ORDERING INFORMATION


Series	MHSL7-5W-5CCT	MHSL12-7W-5CCT
Input Frequency	AC/DC12-24V	AC/DC12-24V
CRI	90	90
Power	5W	7W
CCT	27K/30K/35K/40K/50K	27K/30K/35K/40K/50K
Lumens	200LM	280LM
Beam Angle	120°	120°
Width(Inch)	7	12
Wepth(Inch)	0.91	0.91
Height(Inch)	2.95	2.95
Weight(lbs)	0.65	0.69





LED Landscape Hardscape Light Series

5CCT LED Low Voltage Landscape Hardscape Light

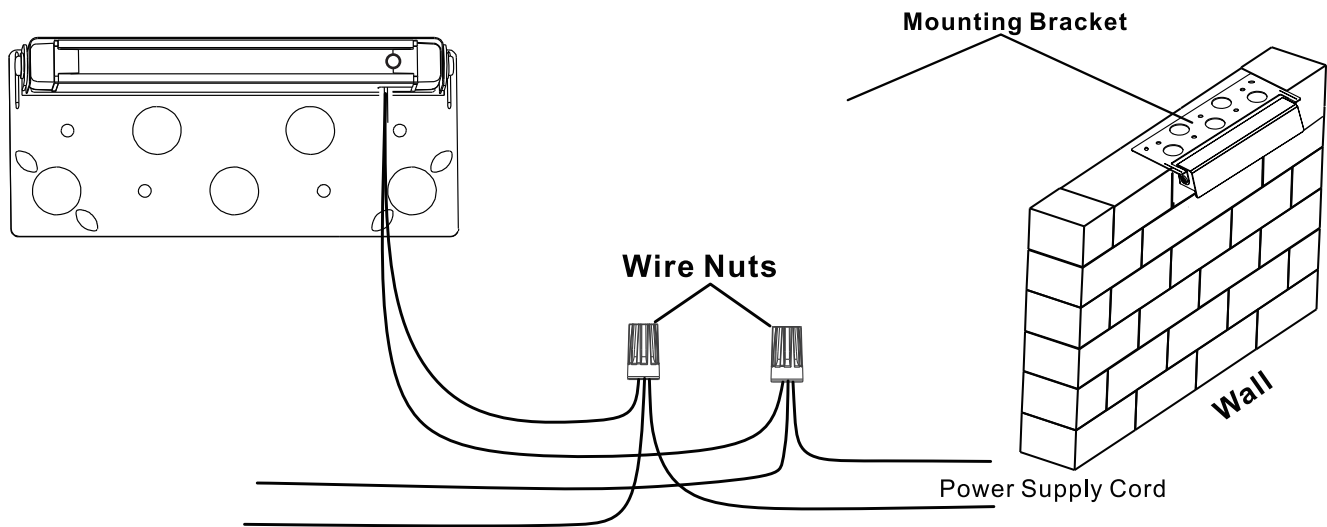


INSTALLATION

FIXTURE MOUNTING INSTRUCTIONS (MASONRY OR HARDSCAPES)

1. Disconnect the transformer from the main power supply.
2. Place the stainless steel mounting bracket between layers of hardscape material.
3. Route the fixture wire to the main supply cable leads following standard masonry procedures.
4. Strip the two fixture wires.
5. Attach the two fixture wires to the two main supply cable leads using waterproof connectors.
6. Reconnect the transformer to the primary power supply.

Note: It is recommended that installers leave additional wire behind the wall that would allow for the fixture to be removed.



WARRANTY

This product is warranted for 5 years from the date of purchase. If this product does not perform to the specifications supplied on this package, send an email to support@runbisonlighting.com for product return and replacement. This replacement is the sole remedy available. Liability for incidental or consequential damage is expressly excluded.

